

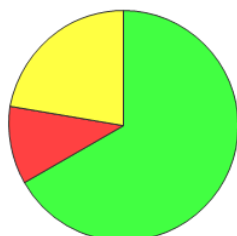
Statistical results of the questions asked throughout the document

Question 1:

Do you agree or disagree with Swale's General Principles of Consultation, set out in Statement 1 above? If you do not agree, which parts would you change and what, if anything, would you replace them with?

**Your opinion**

Please state your opinion?



Question responses: **9 (100.00%)**

	% Total	% Answer	Count
Agree	66.67%	66.67%	6
Disagree	11.11%	11.11%	1
No Opinion	22.22%	22.22%	2
<b>Total</b>	<b>100.00%</b>	<b>100.00%</b>	<b>9</b>

Question 2:

Do you think that the list of 'other consultation bodies and organisations' covers all of Swale's community and interest groups? If not, what group of people would you add?

**Your opinion**

Please state your opinion?



Question responses: **14 (100.00%)**

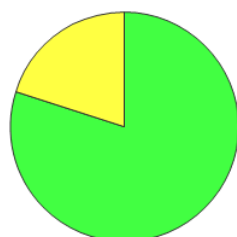
	% Total	% Answer	Count
Agree	28.57%	28.57%	4
Disagree	35.71%	35.71%	5
No Opinion	35.71%	35.71%	5
<b>Total</b>	<b>100.00%</b>	<b>100.00%</b>	<b>14</b>

Question 3:

Do you think that the table of consultation methods in Appendix 1 covers all of the possible consultation types? If not, what type of consultation method would you add?

**Your opinion**

Please state your opinion?



Question responses: **5 (100.00%)**

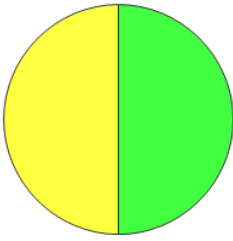
	% Total	% Answer	Count
Agree	80.00%	80.00%	4
Disagree	0.00%	0.00%	0
No Opinion	20.00%	20.00%	1
<b>Total</b>	<b>100.00%</b>	<b>100.00%</b>	<b>5</b>

Question 4:

Do you agree with the consultation considerations in the table in Appendix 1?

**Your opinion**

Please state your opinion?



Question responses: **2 (100.00%)**

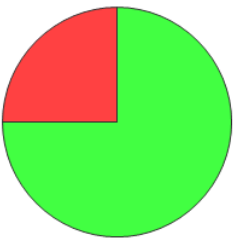
	% Total	% Answer	Count
Agree	50.00%	50.00%	1
Disagree	0.00%	0.00%	0
No Opinion	50.00%	50.00%	1
<b>Total</b>	<b>100.00%</b>	<b>100.00%</b>	<b>2</b>

**Question 5:**

Do you think that the table of consultation methods in Appendix 1 covers all of the possible consultation types? If not, what type of consultation method would you add?

**Your opinion**

Please state your opinion?



Question responses: **4 (100.00%)**

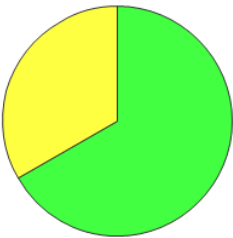
	% Total	% Answer	Count
Agree	75.00%	75.00%	3
Disagree	25.00%	25.00%	1
No Opinion	0.00%	0.00%	0
<b>Total</b>	<b>100.00%</b>	<b>100.00%</b>	<b>4</b>

**Question 6:**

Do you agree with the consultation considerations in the table in Appendix 1?

**Your opinion**

Please state your opinion?



Question responses: **3 (100.00%)**

	% Total	% Answer	Count
Agree	66.67%	66.67%	2
Disagree	0.00%	0.00%	0
No Opinion	33.33%	33.33%	1
<b>Total</b>	<b>100.00%</b>	<b>100.00%</b>	<b>3</b>

**Question 7:**

Do you agree or disagree with the levels of community involvement for the list of planning documents in table [Table 3](#) 'The plan making process'? If not, which would you change and why?

**Your opinion**

Please state your opinion?



Question responses: **5 (100.00%)**

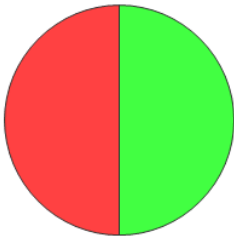
	% Total	% Answer	Count
Agree	40.00%	40.00%	2
Disagree	40.00%	40.00%	2
No Opinion	20.00%	20.00%	1
<b>Total</b>	<b>100.00%</b>	<b>100.00%</b>	<b>5</b>

**Question 8:**

Do you think that the opportunities to view and comment on a planning application are adequate? If not, what improvements would you suggest?

**Your opinion**

Please state your opinion?



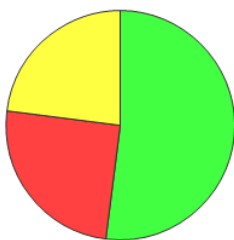
Question responses: **6 (100.00%)**

	% Total	% Answer	Count
Agree	50.00%	50.00%	3
Disagree	50.00%	50.00%	3
No Opinion	0.00%	0.00%	0
<b>Total</b>	<b>100.00%</b>	<b>100.00%</b>	<b>6</b>

Overall analysis (all questions combined):

**Your opinion**

Please state your opinion?



Question responses: **48 (62.34%)**

	% Total	% Answer	Count
Agree	32.47%	52.08%	25
Disagree	15.58%	25.00%	12
No Opinion	14.29%	22.92%	11
[No Response]	37.66%	--	29
<b>Total</b>	<b>100.00%</b>	<b>100.00%</b>	<b>77</b>